



# ***Compressed Air Hollow Fiber Membrane Dryers***

***For Point of Use and OEM Applications***



**Finite<sup>®</sup>**

# FT-Series Hollow Fiber Membrane Technology

Finite, the world leader in coalescing media development, has combined its proven coalescing filtration with a modern alternative to pressure swing and refrigerant dryer technologies.

## How It Works:

Air passes through an encapsulated bundle of membrane fibers. A small portion of the dried air (purge air) is diverted back along the outside of the fibers removing moisture from the system. The moisture laden purge gas is then vented to the atmosphere.

## Selective vs. Non-Selective Hollow Fiber Membranes

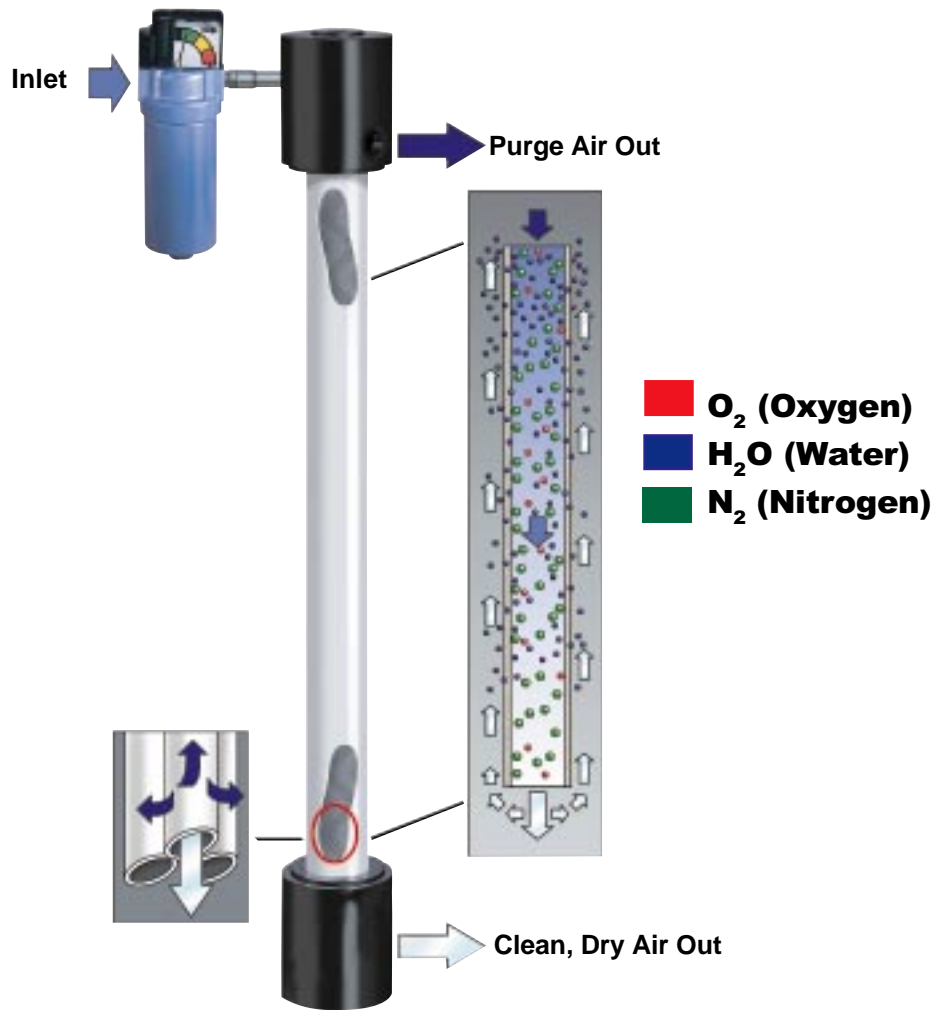
Finite's unique selective membrane fibers are chemically treated allowing only the subject gas (water vapor) molecules to pass. Nonselective fibers are oxygen and/or nitrogen depleting, rendering them inefficient for medical, dental and breathing air applications.

**RESULTS:** Oil and particulate free, dry compressed air. Dewpoints as low as -40°F.

## New Standard Feature :


Differential Pressure Gauge.  
New gauge visually indicates when filter element needs replacement. Prevents high pressure buildup and assures dryer protection.

**NOTE:** In all cases a Grade 6 coalescing filter is installed upstream of the dryer module for 99.97% removal of oil and water aerosols and mists.

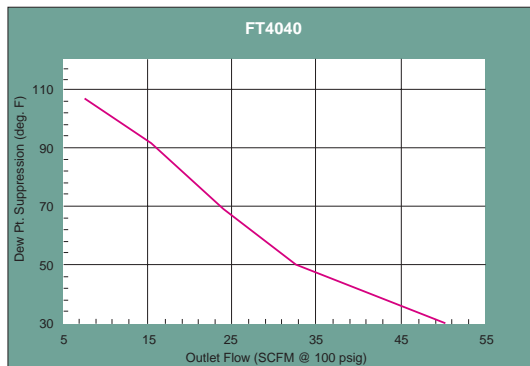
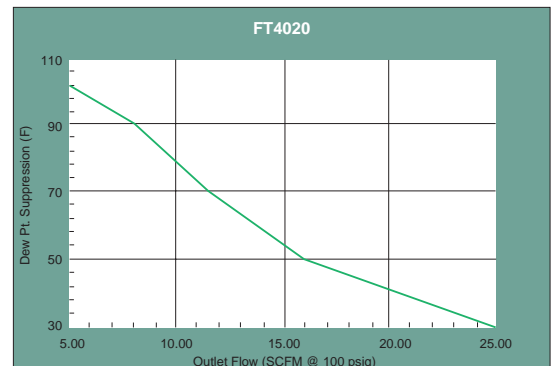
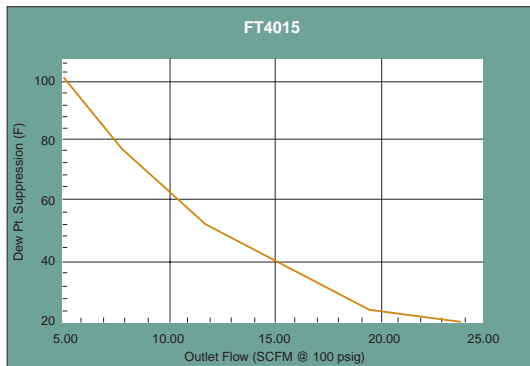
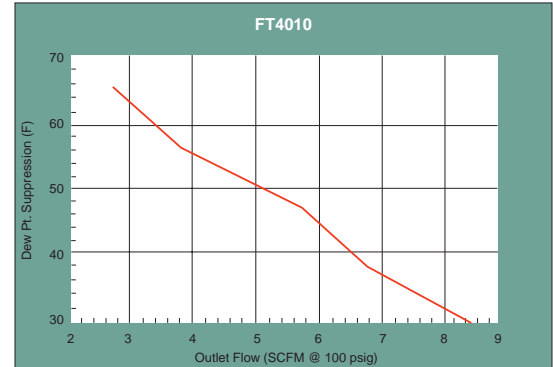
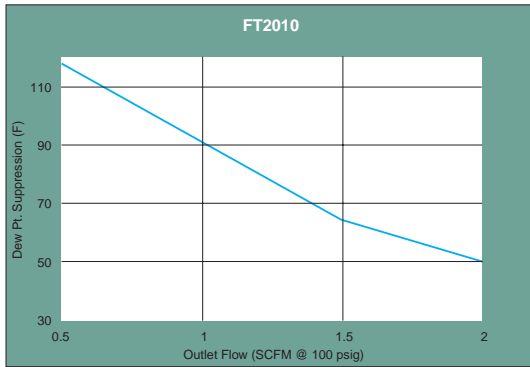


## Applications

- Instrument Air
- Pneumatic Equipment
- OEM Machine Builders
- Purge Air for Electronic Cabinets
- Prevention of Air Line Freeze Ups
- Laboratory Air
- Coordinate Measurement Machines (CMM)



# FT-Series Performance Characteristics



## Features

- Hollow fiber technology
- No moving parts
- Quiet
- Membrane Tube Design
- Designed for Point of Use
- Continuous operation
- Differential Pressure Gauge

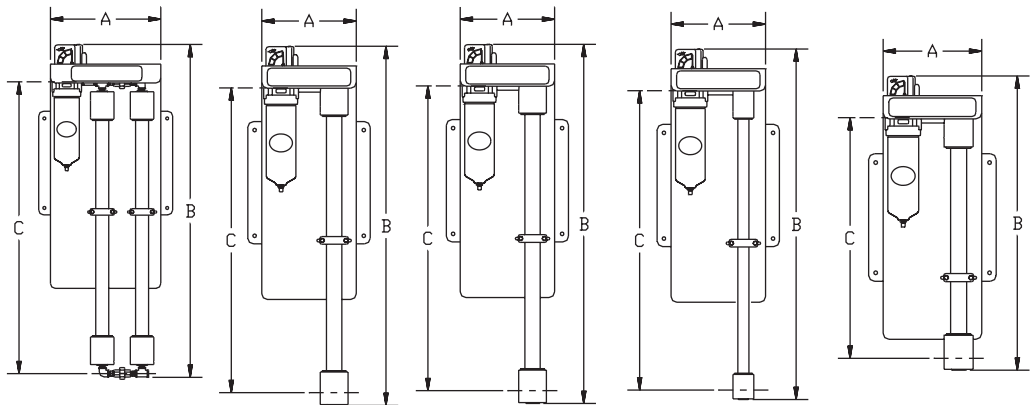
## Advantages

- No electricity
- No U.L. approval required
- No refrigerants
- Low dewpoints
- Low maintenance
- Intrinsically safe
- Maintenance free
- Lightweight
- No waiting for media changeouts
- Indicates when filter element should be changed

## Benefits

- Low overall cost
- OEM cost savings
- Environmentally friendly
- Prevents freezing
- Less downtime
- Greater sound attenuation
- Low overhead
- Ease of installation
- Less downtime
- Dryer protection insurance

# FT Series Drawings, Dimensions & Specifications



Model #	FT2010	FT4010	FT4015	FT4020	FT4040
<b>Dimension</b>					
<b>A</b>	8.5	8.5	9.5	10.5	15.0
<b>B</b>	25.5	45.0	45.5	45.5	45.5
<b>C</b>	20.8	40.8	40.6	40.7	40.7
<b>Port Size</b>	1/4" NPT	1/4" NPT	1/2" NPT	1/2" NPT	1/2" NPT
<b>Min./Max. Inlet Pressure</b>	75/200 PSIG	75/200 PSIG	75/200 PSIG	75/200 PSIG	75/200 PSIG
<b>Ambient Temp. Range*</b>	36°-140° F	36°-140° F	36°-140° F	36°-140° F	36°-140° F
<b>Purge Flow @ 100 PSI</b>	.36 SCFM	1.2 SCFM	3.9 SCFM	4.3 SCFM	8.6 SCFM
<b>Prefilter Model #</b>	HN1L-6CUA	HN1L-6CUA	HN2L-6CUA	HN2L-6CUA	HN2L-6CUA
<b>Replacement Element P/N</b>	6CU10-050	6CU10-050	6CU10-050	6CU10-050	6CU10-050
<b>Shipping Wt.</b>	8.5 lbs.	11 lbs.	15 lbs.	18 lbs.	28 lbs.



**Parker Hannifin Corporation**  
 Filtration and Separation Division  
 500 Glaspie Street  
 Oxford, MI 48371  
 Phone: (248) 628-6400  
 Fax: (248) 628-1850  
<http://www.parker.com>

Bulletin #1300-op USA  
 Printed November, 2000