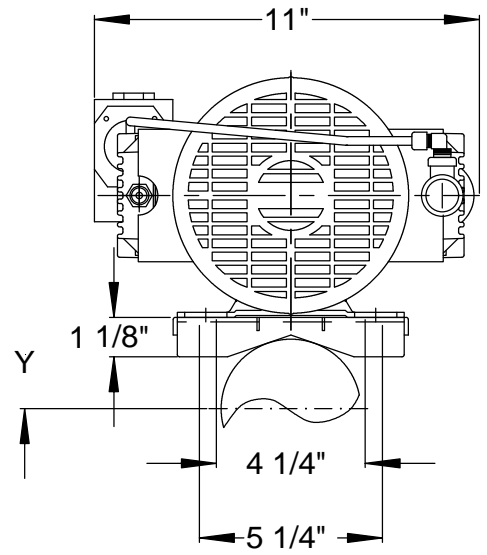
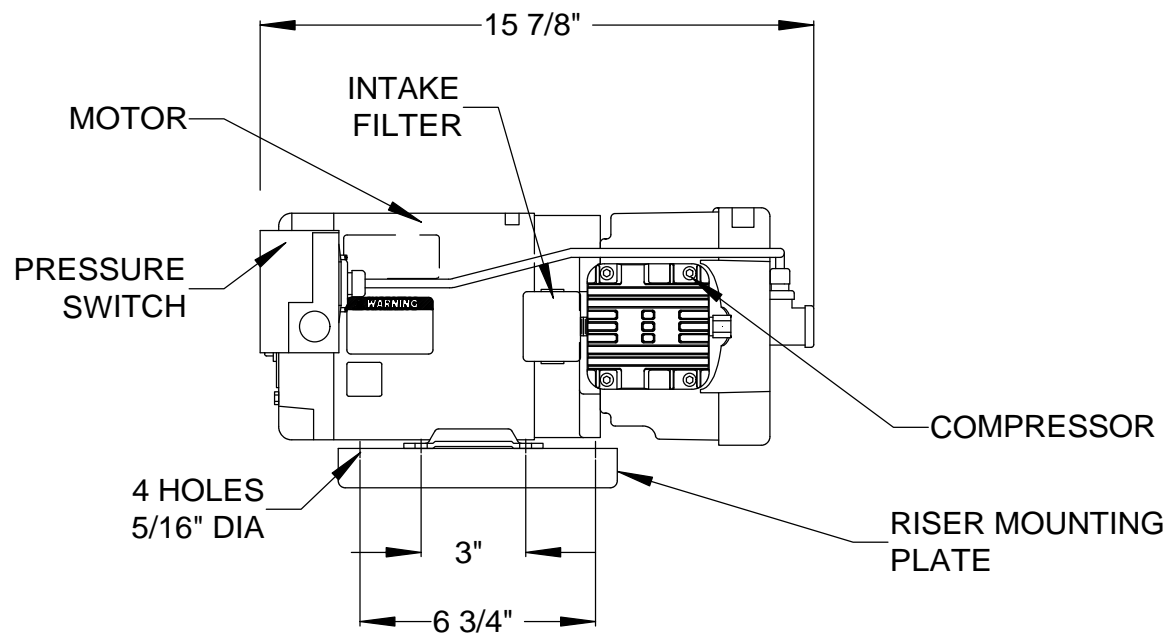
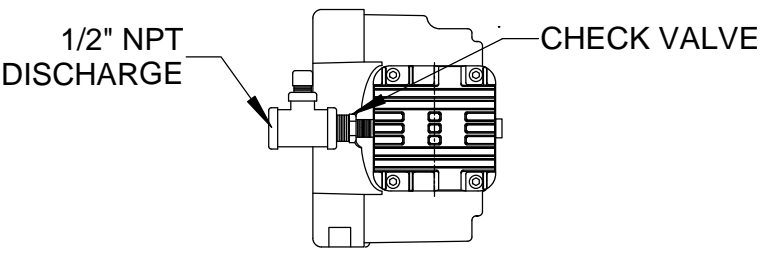


RIGHT SIDE VIEW



NOTES:

- 1) THIS DRAWING REPRESENTS MULTIPLE ASSEMBLIES. SEE TABLE FOR MODELS REPRESENTED.
- 2) REFERENCE INDIVIDUAL PARTS LISTS FOR COMPONENT PART NUMBERS.
- 3) REFERENCE INSTRUCTION MANUAL FOR INSTALLATION AND WIRING RECOMMENDATIONS.
- 4) DIMENSIONS ARE FOR REFERENCE ONLY.

"Y" DISTANCE TO RISER CENTER LINE REFERENCE ONLY	RISER SIZE SCHEDULE 40 STEEL PIPE
2.88"	4"
4"	6"
5"	8"

MODEL	VOLTAGE
OL33550AC	115/230V/60HZ/1PH
OL33550AC-50	110/220V/50HZ/1PH
OL33550BC	208-230/460/60HZ/3PH
OL33550BC-50	208-230/460V/50HZ/3PH

REV 1: ADDED MOUNTING DIM'S

★ ★ ★ **GENERAL AIR PRODUCTS**

TITLE **GENERAL ARRANGEMENT
1/2 HORSE POWER
OIL-LESS COMPRESSORS**

SIZE A	DRAWN BY: DPH	DATE: 08/24/00	REV 1
SCALE NTS	DWG NO G-200094	SHEET 1 OF 1	