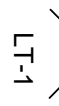


REVISIONS				
ZONE	REV	DESCRIPTION	DATE	APPROVED

POWER INPUT
115V/ 1PH/60HZ



INSURE FLOW SYSTEM
POWER ON LIGHT



LOSS OF POWER RELAY
(OPTIONAL)



SYSTEM WATER
FLOW ALARM BELL



TIME DELAY RELAY



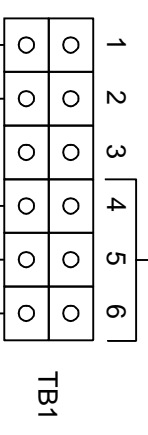
INSURE FLOW SYSTEM
ALARM STROBE LIGHT



INSURE FLOW SYSTEM
ALARM HORN



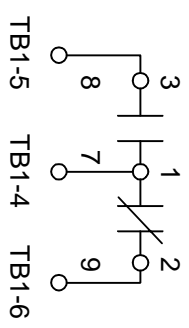
TERMINAL BLOCK (OPTIONAL)



LOSS OF POWER
NORMALLY CLOSED CONTACT

LOSS OF POWER
NORMALLY OPEN CONTACT

(OPTIONAL)
LOSS OF POWER ALARM
CONTACTS



CONTACT RATING : 3 AMP @ 120VOLT

POWER INPUT



AC/DC DRAWINGS/BACKFLOW PREVENTER/ELECTRICAL SCHEMATIC/DWG

APPROVALS	DATE	TITLE
DESIGNED	08/27/08	GENERAL AIR PRODUCTS ELECTRICAL SCHEMATIC INSURE FLOW SYSTEM
DRAWN	08/27/08	
CHECKED		
INSTRUMENTED		
SCALE		
SIZE		
DWG NO.	E-208192	REV
SHEET	1 OF 1	4

UNLESS OTHERWISE SPECIFIED
DIMENSIONS ARE IN INCHES
FRACTIONS AND DECIMALS
±1/4" XX.XX0 ±1/2"