

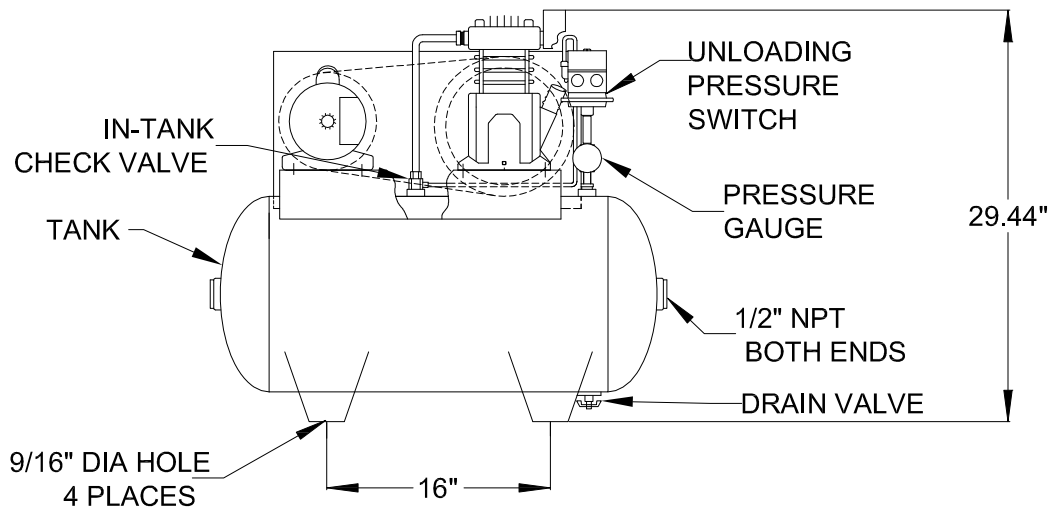
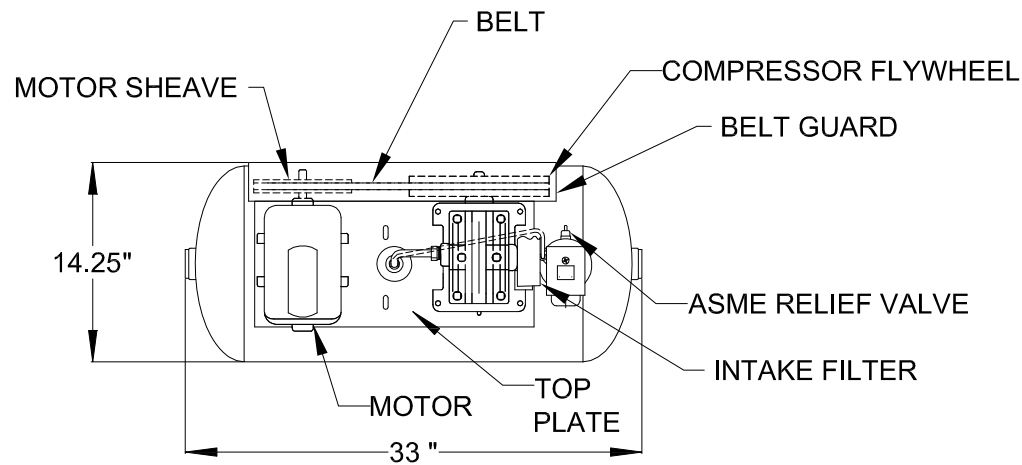
4

3

2

1

REVISIONS				
ZONE	REV	DESCRIPTION	DATE	APPROVED
	2	REDRAWN TO AUTOCAD	09-25-09	

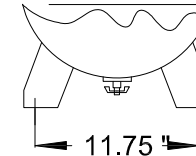


NOTES:

- 1) THIS DRAWING REPRESENTS MULTIPLE ASSEMBLIES. SEE TABLE BELOW FOR MODELS REPRESENTED.
- 2) REFERENCE INDIVIDUAL PARTS LISTS FOR COMPONENT PART NUMBERS.
- 3) REFERENCE INSTRUCTION MANUAL FOR INSTALLATION AND WIRING RECOMMENDATIONS.

MODEL NUMBER	VOLTAGE
LT1300300A	208-230V/60HZ/1PH
LT1300300A-50	220V/50HZ/1PH
LT1300300B	208-230/460V/60HZ/3 PH
LT1300300B-50	190/380V/50HZ/3PH

LEG DETAIL



LT1300300.DWG

4

3

2

1

UNLESS OTHERWISE SPECIFIED
DIMENSIONS ARE IN INCHES
TOLERANCES ARE:
FRACTIONS DECIMALS ANGLES
 $\pm 1/4$ XX $\pm .50$ $\pm 1/2^\circ$

APPROVALS		DATE	TITLE	
DRAWN	EJR	09-25-09	GENERAL AIR PRODUCTS GENERAL ARRANGEMENT 3 HORSEPOWER TANK MOUNTED LUBRICATED COMPRESSORS	
CHECKED	DPH	09-25-09		
SCALE	SIZE	SIZE		
SHEET	1 OF 1	C	DWG NO.	G-200088
			REV	2