

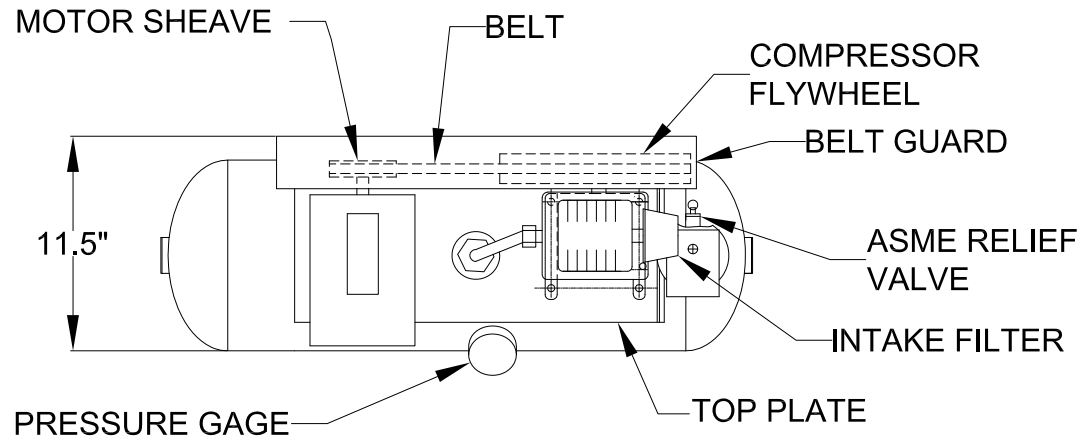
4

3

2

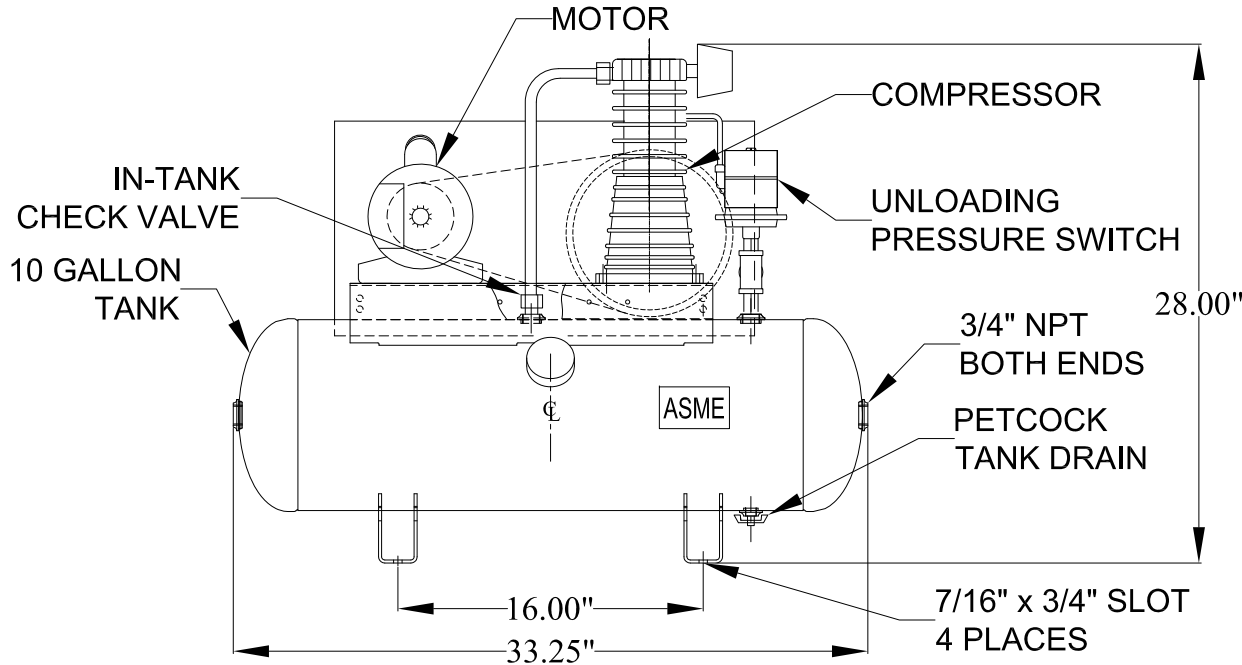
1

REVISIONS				
ECO	REV	DESCRIPTION	DATE	APPROVED
	2	REDRAWN TO AUTOCAD	09-24-09	
	3	REVISED TANK	08-10-11	
0509	4	ADD 575 VOLTAGE	05-01-20	DPH

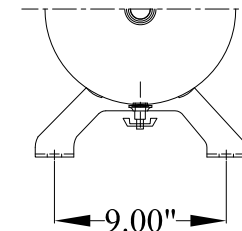


NOTES:

- 1) THIS DRAWING REPRESENTS MULTIPLE ASSEMBLIES. SEE TABLE BELOW FOR MODELS REPRESENTED.
- 2) REFERENCE INDIVIDUAL PARTS LISTS FOR COMPONENT PART NUMBERS.
- 3) REFERENCE INSTRUCTION MANUAL FOR INSTALLATION AND WIRING RECOMMENDATIONS.



MODEL	VOLTAGE
LT36575A	115/208-230V/60HZ/1PH
LT36575A-50	110/220V/50HZ/1PH
LT36575B	230/460V/60HZ/3PH
LT36575B-50	190/380V/50HZ/3PH
LT36575B-5	575V/60HZ/3PH



COMPRESSORS\LUBRICATED TANK MOUNT\LT-HTZL TANKS\LT-HTZL TANKS GA'S\G-200083 REV 4 GA LT36575

UNLESS OTHERWISE SPECIFIED
DIMENSIONS ARE IN INCHES
TOLERANCES ARE:
FRACTIONS DECIMALS ANGLES
±1/4 .XX ±.50 ±1/2°

APPROVALS		DATE	TITLE	
DRAWN	EJR	09-24-09	GENERAL ARRANGEMENT 3/4 HORSEPOWER TANK MOUNTED LUBRICATED COMPRESSOR	
CHECKED	DPH	09-24-09		
SCALE	NONE			
SHEET	1 OF 1			
DWG NO.		G-200083	REV 4	

4

3

2

1