



OLT Plus Series - Three Phase, **High Pressure**, Tank Mounted Air Compressors for Dry Pipe Sprinkler Systems

OLT Plus Series

This tank mounted air compressor is specifically designed to fill systems to 40 PSI in 30 minutes per NFPA 13

- Oil Less Piston Compressor
- UL Listed Pressure Switch
- ASME Coded Tank
- Bubble tight air check valve
- Permanently lubricated bearings
- Customized Motor Windings
- **Max Pressure: 100 PSI**
- Integrated Air Intake Filters
- Fully automatic, direct drive
- Pre-wired and Pre-tested
- 30" Stainless Steel Flex Hose
- Vibration Isolation Pads



System Capacity*	Model Number	Average CFM**	Motor HP	Recommended Wire Size +	Dimensions			Tank Size (gal.)	Weight (lbs)
					L	W	H		
365 gal.	OL36575BCT-HP	4.43	3/4	12	34"	15"	25"	10	84
430 gal.	OL430100BCT-HP	5.21	1	10	34"	15"	25"	10	96
550 gal.	OL550100BCT-HP	7.46	1	6	34"	15"	25"	10	96
915 gal.	OL915150BCT-HP	11.10	1 1/2	6	38"	16"	28"	20	135
1100 gal.	OL1100200BCT-HP	14.85	2	10	38"	16"	29"	20	145

Accessories:



Air Maintenance Device - Part # AMD-1

The AMD-1 is **required** for supplying air to a dry pipe system when using a tank mounted unit. The AMD-1 regulates the volume of air being delivered to the system.

Motor Line Starters - Thermal Overload Protection Three Phase

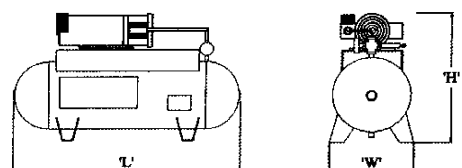
Maximum HP	208/230V	460V	Size	Model
	1 1/2 HP	2 HP	00	MG00B
	3 HP	5 HP	0	MGX0B
	7 1/2 HP	10 HP	1	MG01B

When Ordering a Motor Starter you must specify HP, Voltage and Phase that is supplied to the motor.

Notes:

- * System Capacity based on 70°F system temperature.
- ** Average CFM is the average free air delivery from 0 to 40 PSIG
- + Recommended Wire Sizes based on 100ft run. consult factory for longer or shorter runs.

VOLTAGE - All Units 208-230 or 460 Volt



WARNING: Cancer and Reproductive Harm - www.p65warnings.ca.gov



OLT Plus Series - Three Phase, **High Pressure**, Tank Mounted Air Compressors for Dry Pipe Sprinkler Systems

OLT
Series **Plus**

This tank mounted air compressor is specifically designed to fill systems to 40 PSI in 30 minutes per NFPA 13



Model Number	Nominal HP	Factory Wired Voltage	Amperage (amps)			Recommended Wire Size Based on Run Length (gage)		
			Voltage	FLA	Start Up	25 FT	50 FT	100 FT
OL36575BCT-HP	3/4	460	208	3.7	25.9	12	12	10
			230	4.0	28	12	12	10
			460	3.0	21	12	12	12
OL430100BCT-HP	1	460	208	4.5	31.5	12	12	10
			230	4.4	30.8	12	12	10
			460	2.2	15.4	12	12	12
OL550100BCT-HP	1	460	208	4.5	31.5	12	12	10
			230	4.4	30.8	12	12	10
			460	2.2	15.4	12	12	12
OL915150BCT-HP	1 1/2	460	208	5.8	40.6	12	12	8
			230	6.4	44.8	12	12	8
			460	3.2	22.4	12	12	12
OL1100200BCT-HP	2	460	208	9.2	64.4	12	10	6
			230	9.2	64.4	12	10	8
			460	4.6	32.2	12	12	12

Note:

Wire sizes are based on maintaining 90% of the nominal voltage at starting amps. Starting amps are assumed to be 6 times the SFA.

Warning:

Failure to consult with a licensed electrical professional can result in serious personal injury or death. Disconnect all power before servicing. Undersized wire between the motor and the power source will limit the starting and load carrying abilities of the motor causing motor overheating and permanent damage to the motor. Wire sizes listed are recommendations only. Consult the National Electric Code (NEC) and any applicable local electrical safety codes. The NEC and GAP recommends a maximum voltage drop of 3%. Install motors and related equipment in accordance with the National Electrical Code (NEC) local electrical safety codes and practices. **It is always the electrician's responsibility to determine and install a wire size that ensures motors can start and run well.**



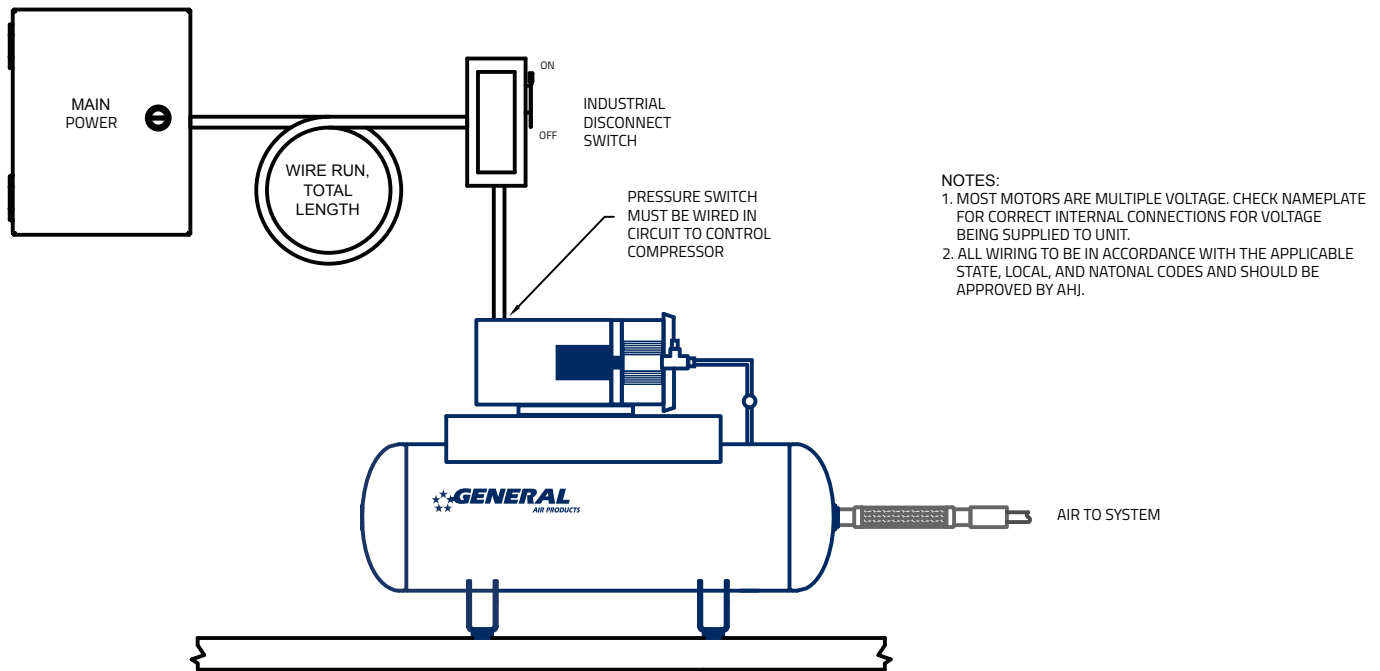
OLT Plus Series - Connection Diagram

OLT
Series **Plus**

This tank mounted air compressor is specifically designed to fill systems to 40 PSI in 30 minutes per NFPA 13



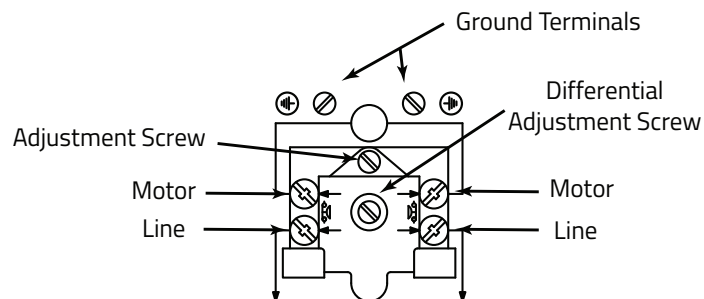
System Layout



Pressure Switch Connection

PRESSURE SWITCH Diagram

Note: Location of pressure switch varies based on model. This is a general diagram of components. For help specific to your switch please contact General Air Products.



Warning:

Failure to consult with a licensed electrical professional can result in serious personal injury or death. Disconnect all power before servicing. Undersized wire between the motor and the power source will limit the starting and load carrying abilities of the motor causing motor overheating and permanent damage to the motor. Wire sizes listed are recommendations only. Consult the National Electric Code (NEC) and any applicable local electrical safety codes. The NEC and GAP recommends a maximum voltage drop of 3%. Install motors and related equipment in accordance with the National Electrical Code (NEC) local electrical safety codes and practices. **It is always the electrician's responsibility to determine and install a wire size that ensures motors can start and run well.**