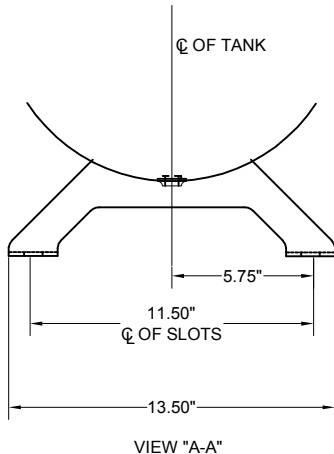
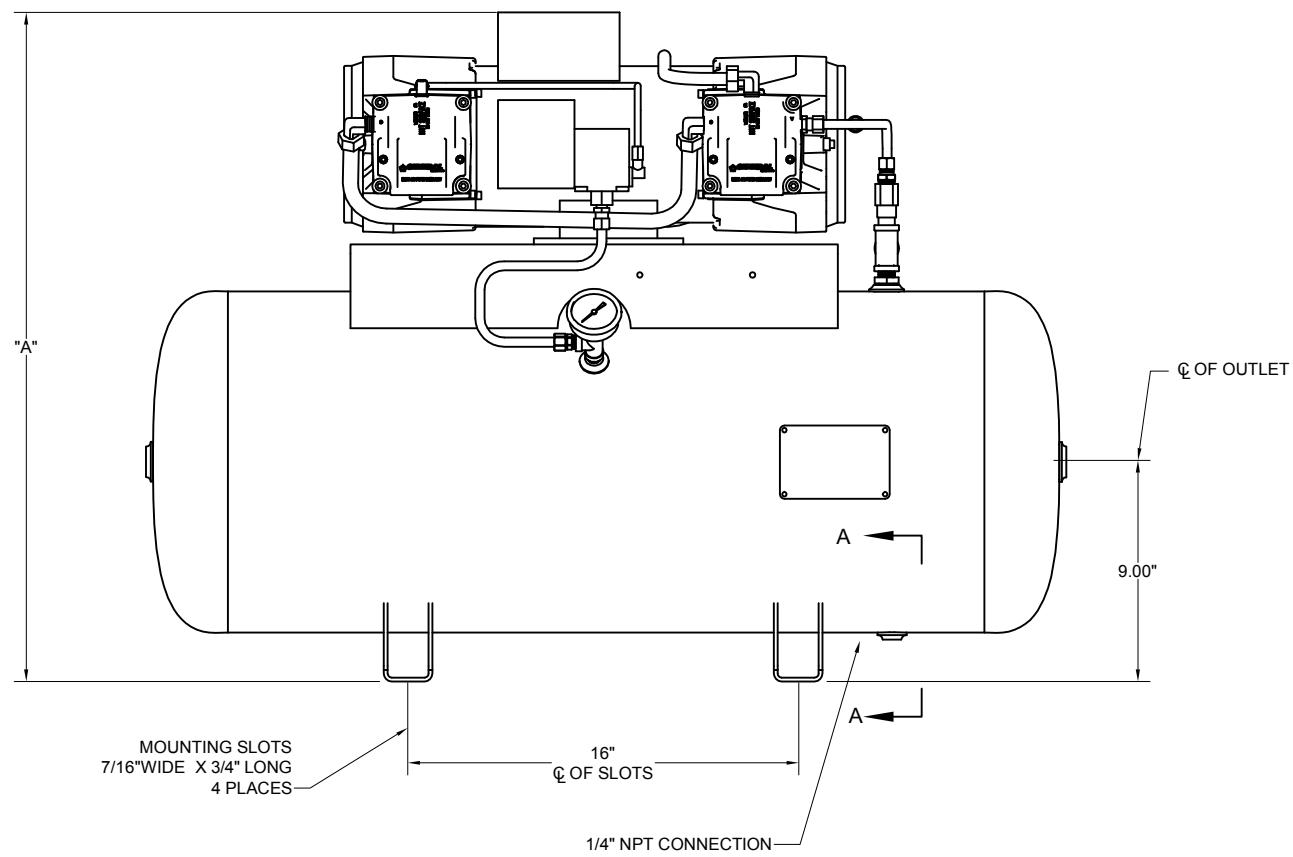
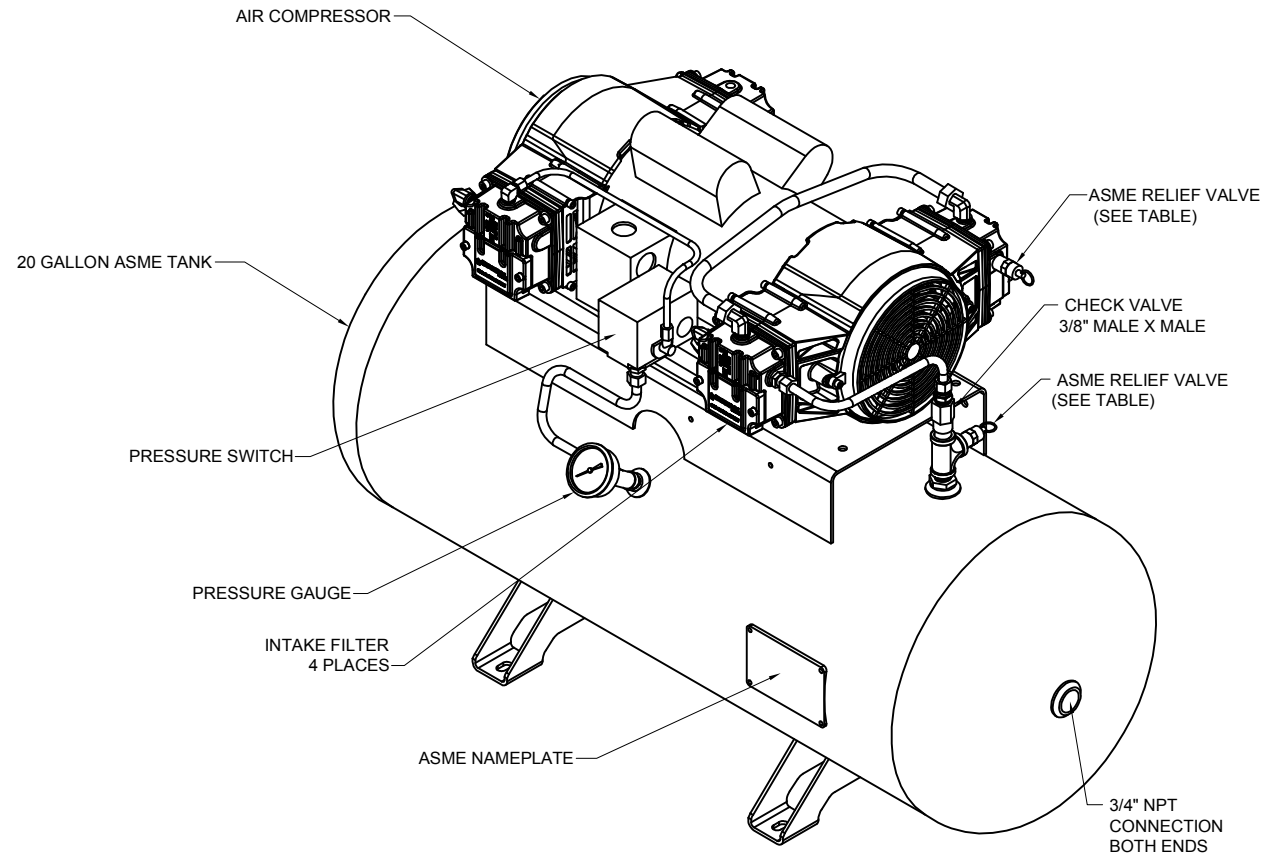
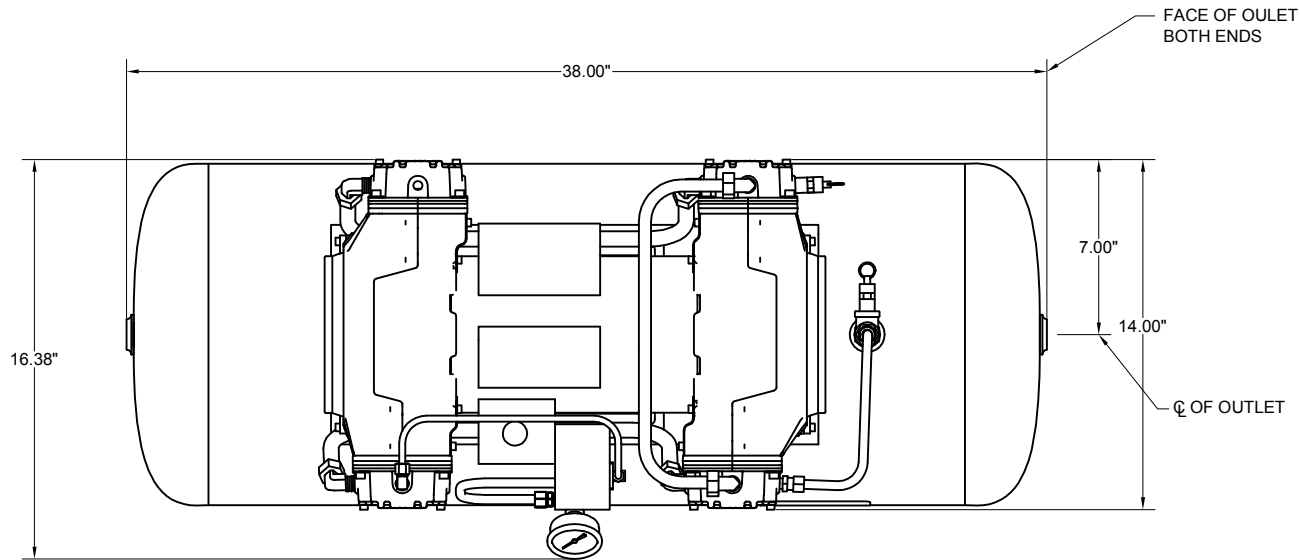


REVISIONS				
ZONE	REV	DESCRIPTION	DATE	APPROVED
	0	RELEASED ON ECN #0121	08/28/14	RM
	1	RELEASED ON ECN #0144	01/21/15	RCL



MODEL	MOTOR	VOLTAGE	PRESSURE SWITCH SETTINGS		RELIEF VALVE	DIM "A"	NET WEIGHT	REBUILD KIT #
			ON	OFF				
OL915150ACT	1-1/2 HP	115/208-230V/1PH/60HZ	27 TO 30 PSIG	40 TO 44 PSIG	75 PSIG	27.50"	128 LBS	OLC-RK
OL915150BCT		208-230/460V/3PH/60HZ	27 TO 30 PSIG	40 TO 44 PSIG	75 PSIG	27.50"		
OL915150BCT-HP		208-230/460V/3PH/60HZ	80 PSIG	100 PSIG	125 PSIG	29.00"		
OL915200ACT-HP	2 HP	208-230V/1PH/60HZ	80 PSIG	100 PSIG	125 PSIG	29.00"	138 LBS	
OL1225200ACT		208-230V/1PH/60HZ	27 TO 30 PSIG	40 TO 44 PSIG	75 PSIG	29.00"		
OL1225200BCT		208-230/460V/3PH/60HZ	27 TO 30 PSIG	40 TO 44 PSIG	75 PSIG	29.00"		
OL1100200ACT-HP		208-230V/1PH/60HZ	80 PSIG	100 PSIG	125 PSIG	29.00"		
OL1100200BCT-HP		208-230/460V/3PH/60HZ	80 PSIG	100 PSIG	125 PSIG	29.00"		

\* REBUILD KIT (OLC-RK) CONSISTS OF REPLACEMENT CYLINDER,CUP AND INTAKE FILTER.

- NOTES:  
1. COMPRESSOR APPEARANCE MAY VARY.  
2. DIMENSIONS ARE SUBJECT TO CHANGE WITHOUT NOTICE.  
3. ALL PIPING MUST BE INDEPENDENTLY SUPPORTED TO AVOID ANY UNDO STRESS ON COMPRESSOR HEAD.

UNLESS OTHERWISE SPECIFIED  
DIMENSIONS ARE IN INCHES  
TOLERANCES ARE:  
FRACTIONS DECIMALS ANGLES  
±1/2 .XX ± 1.00° ±1/2°

THIS DRAWING AND ALL OF ITS CONTENTS ARE THE SOLE PROPERTY OF GENERAL AIR PRODUCTS,INC. DETAILS MAY CHANGE WITHOUT NOTICE. THE CONTENTS OF THIS DRAWING, MAY NOT BE REPRODUCED OR INCORPORATED IN WHOLE OR IN PART IN ANY EQUIPMENT, NOR THE MANUFACTURE OF ANY PARTS, WITHOUT WRITTEN CONSENT OF GENERAL AIR PRODUCTS, INCORPORATED.

APPROVALS

DRAWN  
GWS

CHECKED  
RM

SCALE  
NONE

SHEET  
1/1

DATE

08/28/14

08/28/14

SIZE

D

TITLE

GENERAL ARRANGEMENT  
4 CYLINDER OIL LESS FIRE PROTECTION  
COMPRESSOR, TANK MOUNT

DWG. NO.

G-214215

REV

1