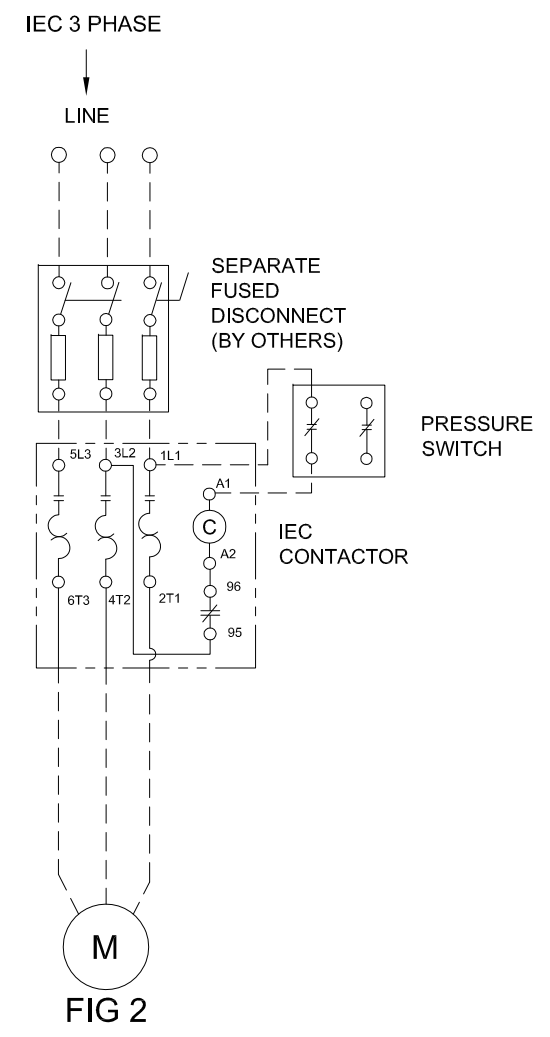
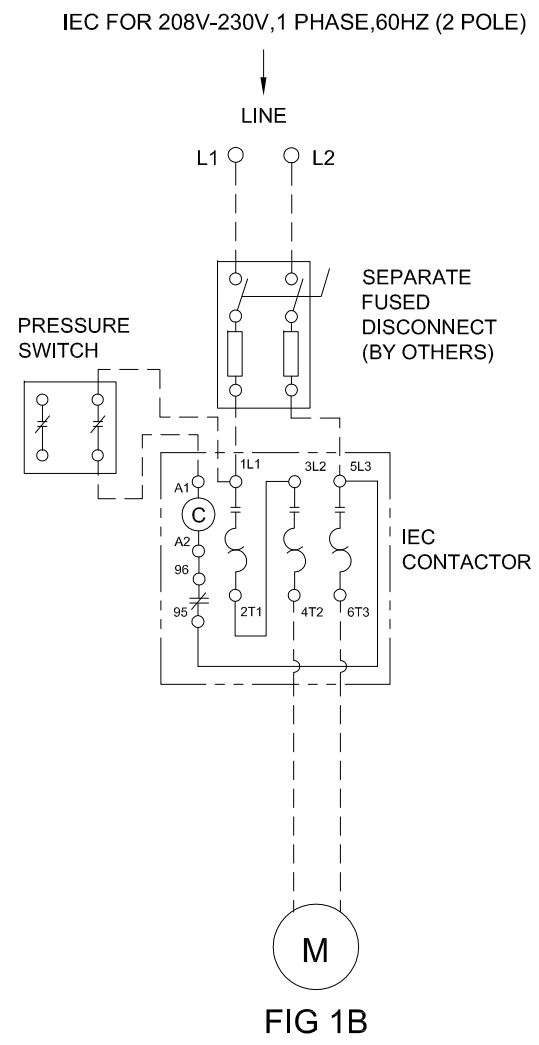
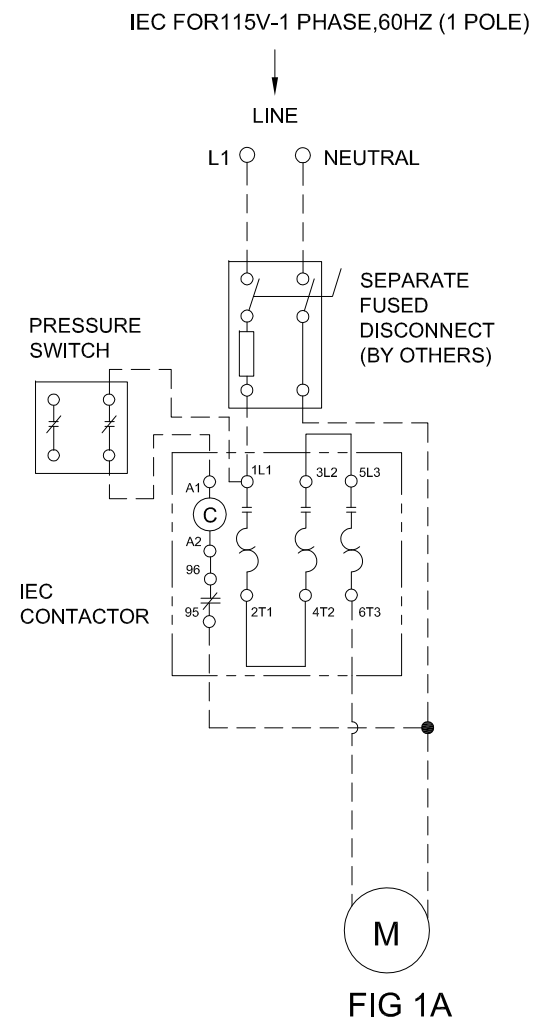


REVISIONS				
ZONE	REV	DESCRIPTION	DATE	APPROVED



- NOTES:
- 1) MOST MOTORS ARE MULTIPLE VOLTAGE. VERIFY MOTOR INTERNAL CONNECTIONS ARE CORRECT FOR SUPPLY VOLTAGE.
  - 2) FEEDER WIRE SIZE MUST BE CAPABLE OF CARRYING STAR-UP CURRENT LOAD AND CURRENT LOAD AT MAXIMUM PRESSURE.
  - 3) PRESSURE SWITCH TO CONTROL COIL CIRCUIT.
  - 4) OTHER WIRING VARIATIONS ARE POSSIBLE. ALWAYS CONSULT LOCAL AND / OR BUILDING CODES FOR REQUIREMENTS.
  - 5) DASHED LINES INDICATE FIELD CONNECTIONS.

UNLESS OTHERWISE SPECIFIED  
DIMENSIONS ARE IN INCHES  
TOLERANCES ARE:  
FRACTIONS DECIMALS ANGLES  
± 1/4 .XX ± .13 ± 1/2°

		TITLE	
		<b>WIRING INSTRUCTIONS</b> SINGLE AND THREE PHASE COMPRESSORS IEC VERSION	
APPROVALS	DATE	DWG NO.	REV
DRAWN EJR CHECKED RCL SCALE NTS SHEET 1 OF 1	05-26-10	E-210180	0