

Electrical specs on page 2



OL Plus Series - Single Phase, Riser Mounted Air Compressors for Dry Pipe Sprinkler Systems

OL Plus Series



This oil less riser mounted air compressor is UL1450 listed for use in sprinkler systems.



- UL1450 listed
 - Oil Less Piston Compressor
 - UL Listed Pressure Switch
 - Bubble tight air check valve
 - Permanently lubricated bearings
 - Integrated Air Intake Filters
 - Fully automatic, direct drive
 - Max Pressure: 60 PSI
 - 30" Stainless Steel Flex Hose
 - Riser Mounting Kit
- Specifically designed to fill the sprinkler system to 40 PSI in 30 minutes**

| System Capacity+ | Model Number | Average CFM** | Motor HP | Recommended Wire Size++ | Dimensions | | | Weight (lbs) |
|------------------|--------------|---------------|----------|-------------------------|------------|-----|-----|--------------|
| | | | | | L | W | H | |
| 125 gal. | OL12516AC | 1.52 | 1/6 | 12 | 16" | 12" | 12" | 30 |
| 250 gal. | OL25033AC | 3.03 | 1/3 | 12 | 16" | 12" | 12" | 31 |
| 365 gal. | OL36550AC | 4.43 | 1/2 | 12 | 16" | 15" | 10" | 38 |
| 430 gal. | OL43075AC | 5.21 | 3/4 | 10 | 17" | 15" | 10" | 48 |
| 615 gal. | OL615100AC* | 7.46 | 1 | 6 | 17" | 15" | 10" | 48 |
| 915 gal. | OL915150AC* | 11.10 | 1 1/2 | 6 | 23" | 15" | 10" | 60 |
| 1225 gal. | OL1225200AC* | 14.85 | 2 | 10 | 24" | 15" | 11" | 70 |

Accessories:



Air Maintenance Device - Part # AMD-1
 The AMD-1 regulates the volume of air being delivered to the sprinkler system by the air compressor.
Per NFPA 13 - An Air Maintenance Device is required on every system unless the air compressor has a capacity less than 5.5 ft³/min at 10 psi.

Motor Line Starters - Thermal Overload Protection Single Phase

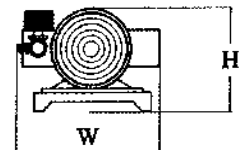
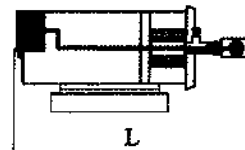
| Maximum HP | 115V | 208/230V | Size | Model |
|------------|--------|----------|-------|-------|
| | 1/3 HP | 1 HP | 00 | MG00A |
| 1 HP | 2 HP | 0 | MGX0A | |
| 2 HP | 3 HP | 1 | MG01A | |
| 3 HP | 5 HP | 1P | MG15A | |

When Ordering a Motor Starter you *must* specify HP, Voltage and Phase that is supplied to the motor.

Notes:

- + System Capacity based on 70°F system temperature.
- ** Average CFM is the average free air delivery from 0 to 40 PSIG
- ++ Recommended Wire Sizes based on 100ft run. consult factory for longer or shorter runs.
- * Compressor has a capacity above 5.5 CFM at 10 PSI. Air Maintenance Device required per NFPA 13

VOLTAGE - All Single Phase Units 115 or 208-230 Volt except OL1225200AC which is 208-230 only.



WARNING: Cancer and Reproductive Harm - www.p65warnings.ca.gov



OL Plus Series - Single Phase Riser Mounted Fire Protection Air Compressor Electrical Cut Sheet



This oil less riser mounted air compressor is UL1450 listed for use in sprinkler systems.



| Model Number | Nominal HP | Factory Wired Voltage | Amperage (amps) | | | Recommended Wire Size Based on Run Length (gage) | | |
|--------------|------------|-----------------------|-----------------|------|----------|--|-------|--------|
| | | | Voltage | FLA | Start Up | 25 FT | 50 FT | 100 FT |
| OL12516AC | 1/6 | 115 | 115 | 5 | 35 | 12 | 12 | 12 |
| | | | 208 | 2.3 | 16.1 | 12 | 12 | 12 |
| | | | 230 | 2.5 | 17.5 | 12 | 12 | 12 |
| OL25033AC | 1/3 | 115 | 115 | 7.4 | 51.8 | 12 | 12 | 8 |
| | | | 208 | 3.5 | 24.5 | 12 | 12 | 12 |
| | | | 230 | 3.7 | 25.9 | 12 | 12 | 12 |
| OL36550AC | 1/2 | 115 | 115 | 10 | 70 | 12 | 10 | 8 |
| | | | 208 | 4.9 | 34.3 | 12 | 12 | 12 |
| | | | 230 | 5 | 35 | 12 | 12 | 12 |
| OL43075AC | 3/4 | 115 | 115 | 11.6 | 81.2 | 12 | 10 | 6 |
| | | | 208 | 5 | 35 | 12 | 12 | 12 |
| | | | 230 | 5.8 | 40.6 | 12 | 12 | 12 |
| OL615100AC | 1 | 115 | 115 | 18 | 126 | 12 | 8 | 6 |
| | | | 208 | 7.7 | 53.9 | 12 | 12 | 12 |
| | | | 230 | 9 | 63 | 12 | 12 | 12 |
| OL915150AC | 1 1/2 | 115 | 115 | 16.6 | 116.2 | 12 | 8 | 6 |
| | | | 208 | 8.2 | 57.4 | 12 | 12 | 12 |
| | | | 230 | 8.3 | 58.1 | 12 | 12 | 12 |
| OL1225200AC | 2 | 208-230 | 208 | 11.6 | 81.2 | 12 | 12 | 10 |
| | | | 230 | 11 | 77 | 12 | 12 | 10 |

Note:

Wire sizes are based on maintaining 90% of the nominal voltage at starting amps. Starting amps are assumed to be 6 times the SFA.

Warning:

Failure to consult with a licensed electrical professional can result in serious personal injury or death. Disconnect all power before servicing. Undersized wire between the motor and the power source will limit the starting and load carrying abilities of the motor causing motor overheating and permanent damage to the motor. Wire sizes listed are recommendations only. Consult the National Electric Code (NEC) and any applicable local electrical safety codes. The NEC and GAP recommends a maximum voltage drop of 3%. Install motors and related equipment in accordance with the National Electrical Code (NEC) local electrical safety codes and practices. **It is always the electrician's responsibility to determine and install a wire size that ensures motors can start and run well.**

OL Plus Series - Connection Diagram

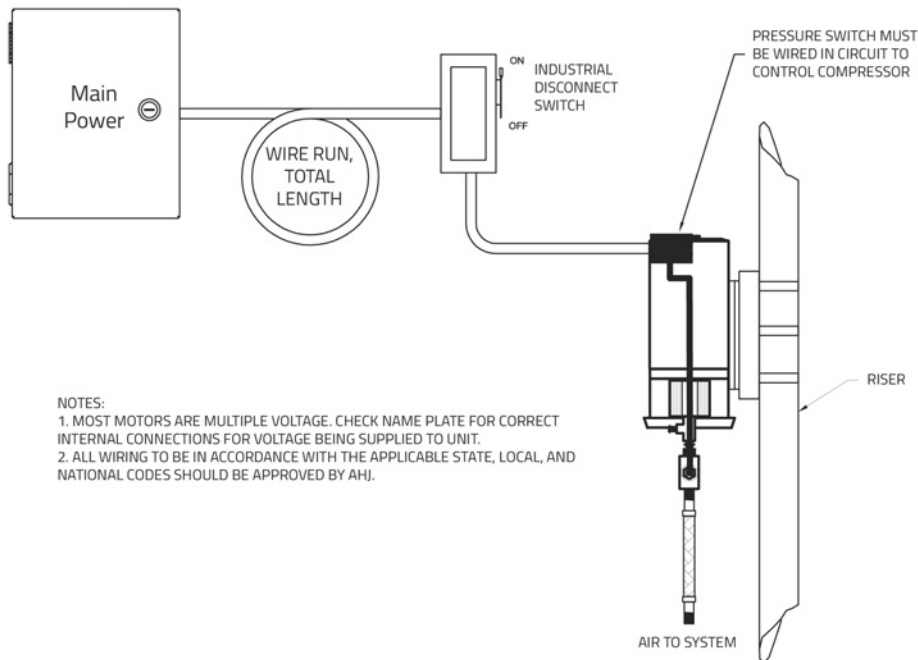
OL Plus Series



This oil less riser mounted air compressor is UL1450 listed for use in sprinkler systems.



System Layout

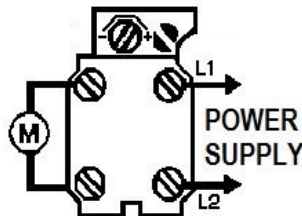


Pressure Switch Connection

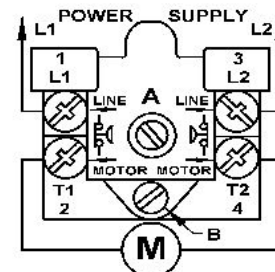
PRESSURE SWITCH Diagram

Note: Location of pressure switch varies based on model. This is a general diagram of components. For help specific to your switch please contact General Air Products.

SWP60401U-C
for 1/6 - 1/2 HP



SWP60601U
for 3/4 - 2 HP



Warning:

Failure to consult with a licensed electrical professional can result in serious personal injury or death. Disconnect all power before servicing. Undersized wire between the motor and the power source will limit the starting and load carrying abilities of the motor causing motor overheating and permanent damage to the motor. Wire sizes listed are recommendations only. Consult the National Electric Code (NEC) and any applicable local electrical safety codes. The NEC and GAP recommends a maximum voltage drop of 3%. Install motors and related equipment in accordance with the National Electric Code (NEC) local electrical safety codes and practices. **It is always the electrician's responsibility to determine and install a wire size that ensures motors can start and run well.**