

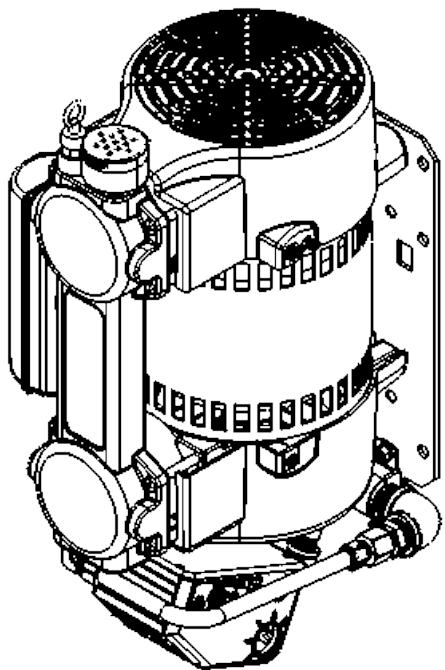
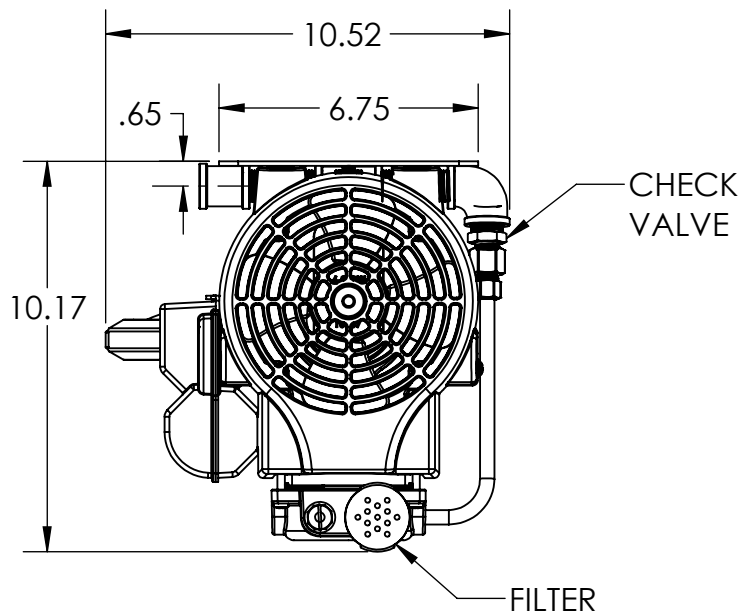
4

3

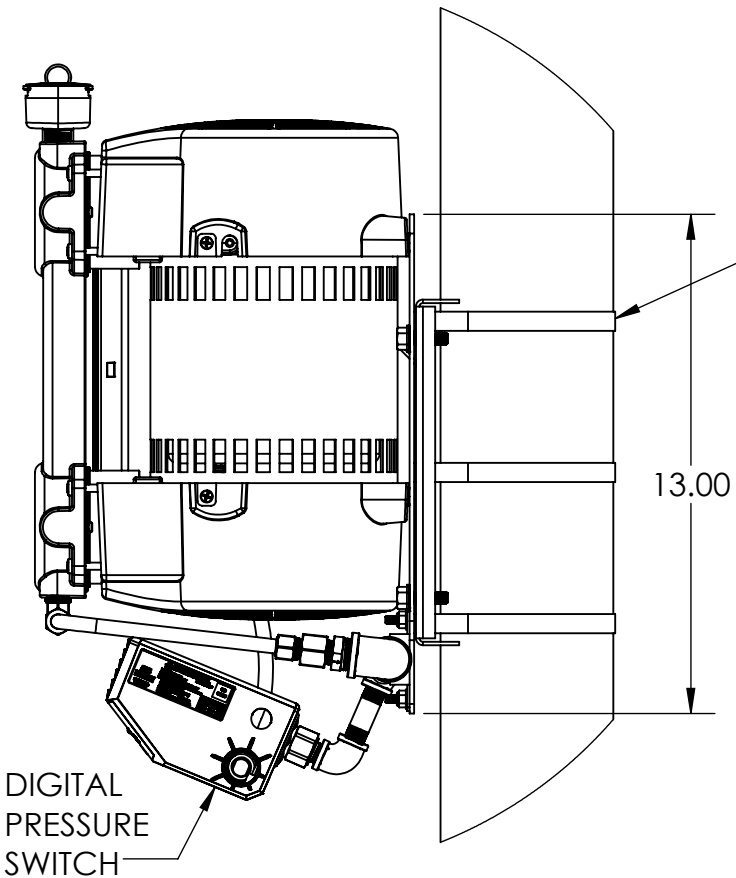
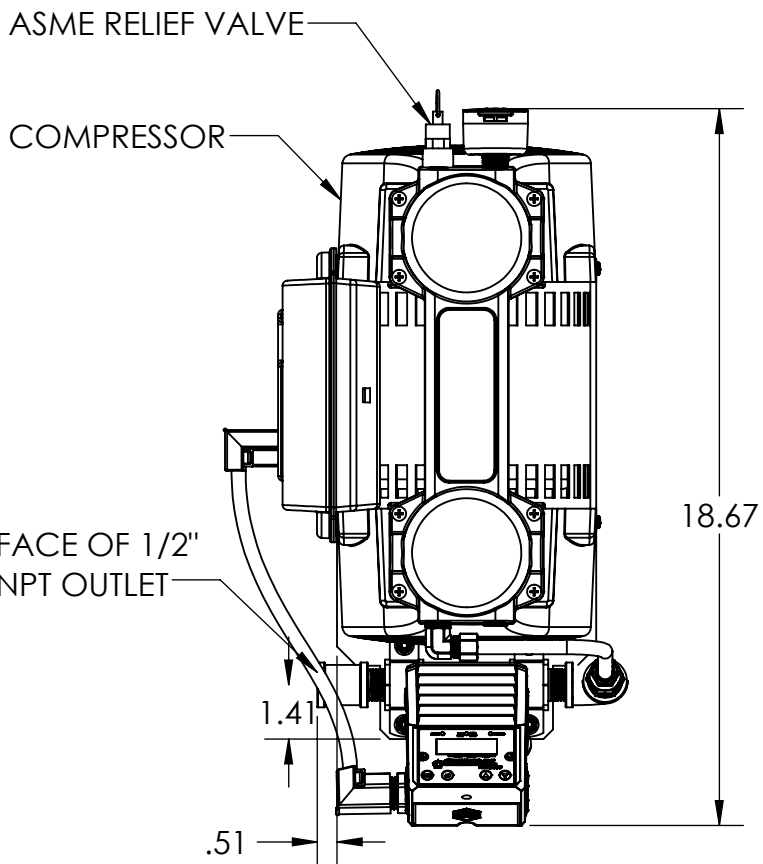
2

1

REVISIONS				
ECO	REV	DESCRIPTION	DATE	APPROVED
0581	0	RELEASE OF DRAWING	09/07/21	DPH
0708	1	DELETE -LP & -HP MODELS	05/08/23	BLE



MOTOR	MODEL	VOLTAGE	PRESSURE SWITCH SETTING		RELIEF VALVE
			ON	OFF	
1/2 HP	OLRV40050AC	115/208-230V/1PH/60Hz	27 PSIG	40 PSIG	125 PSIG
	OLRV40050BC	208-230/460V/3PH/60Hz			
	OLRV40050AC-50	220-240V/1PH/50Hz			
3/4 HP	OLRV50075AC	115/208-230V/1PH/60Hz			
	OLRV50075BC	208-230/460V/3PH/60Hz			
	OLRV50075AC-50	220-240V/1PH/50Hz			
1 HP	OLRV600100AC	115/208-230V/1PH/60Hz			
	OLRV600100BC	208-230/460V/3PH/60Hz			
	OLRV600100AC-50	220-240V/1PH/50Hz			



NOTE: ALL PIPING MUST BE INDEPENDENTLY SUPPORTED TO AVOID ANY UNDO STRESS ON COMPRESSOR PACKAGE.



UNLESS OTHERWISE SPECIFIED, DIMENSIONS ARE IN INCHES. TOLERANCES ARE:		
FRACTIONS	DECIMALS	ANGLES
±1	.xx±1.0	±x°

THIS DRAWING AND ALL OF ITS CONTENTS ARE THE SOLE PROPERTY OF GENERAL AIR PRODUCTS, INC. DETAILS MAY CHANGE WITHOUT NOTICE. THE CONTENTS OF THIS DRAWING MAY NOT BE REPRODUCED OR INCORPORATED IN WHOLE OR IN PART IN ANY EQUIPMENT, NOR THE MANUFACTURE OF ANY PARTS, WITHOUT WRITTEN CONSENT OF GENERAL AIR PRODUCTS, INCORPORATED.

APPROVALS	DATE	TITLE:
DRAWN VLW	09/07/21	GENERAL ARRANGEMENT 2 CYL. 1/2, 3/4, & 1 HP RISER MOUNT WITH DIGITAL PRESSURE SWITCH
CHECKED DPH	09/07/21	
SCALE NONE	SIZE B	
SHEET 1 OF 1	DWG. NO.	REV
	G-221209	1

4

3

2

1