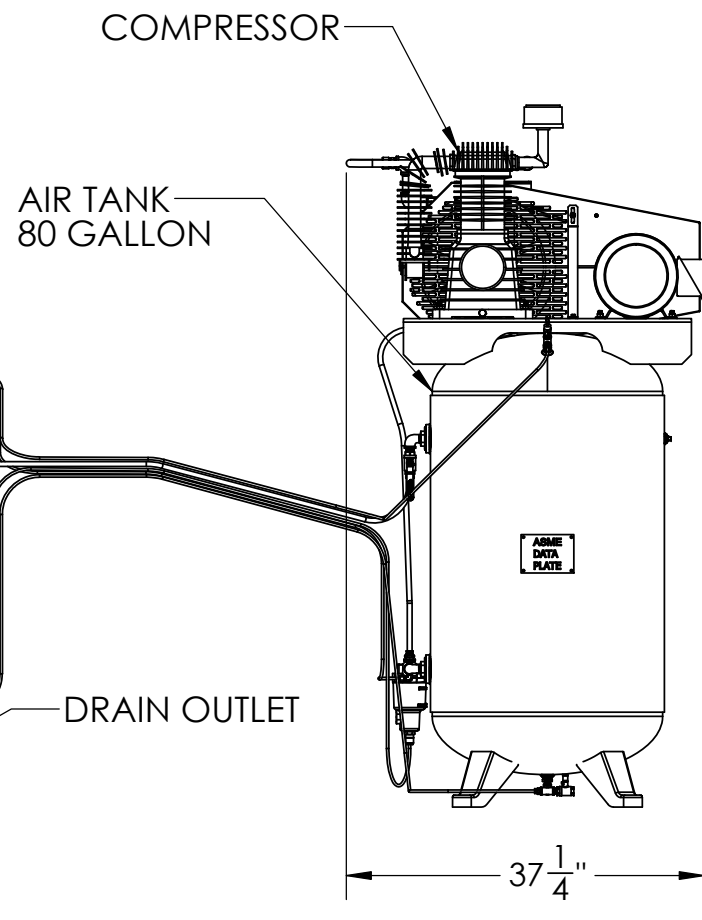
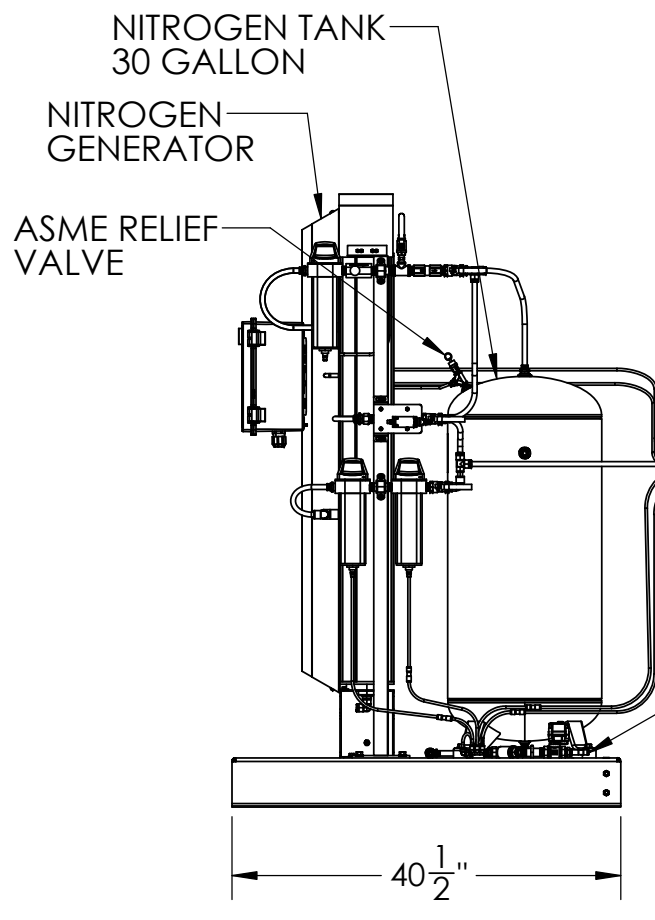
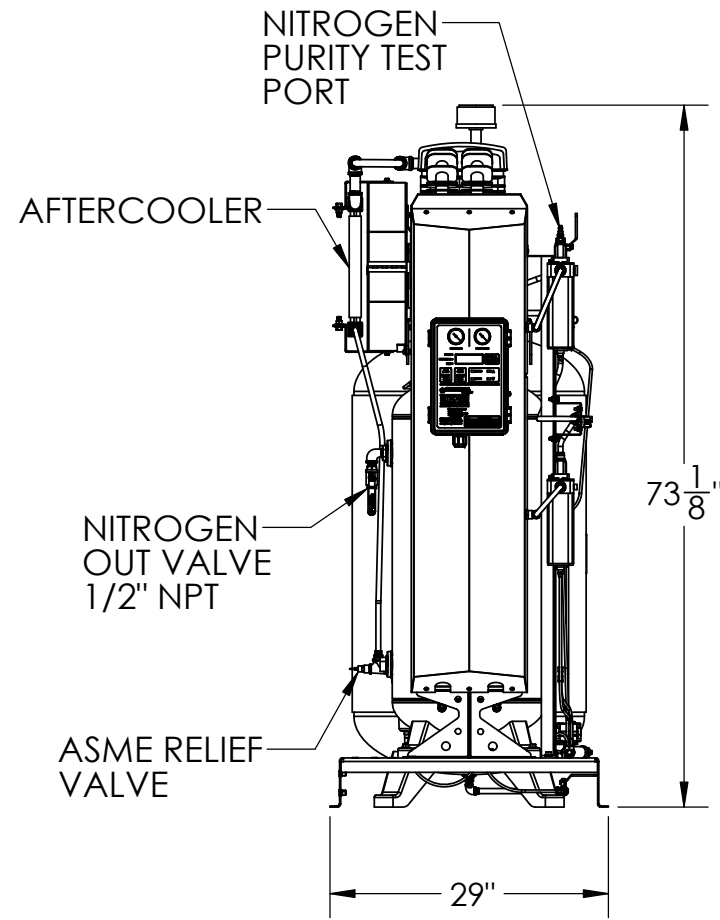
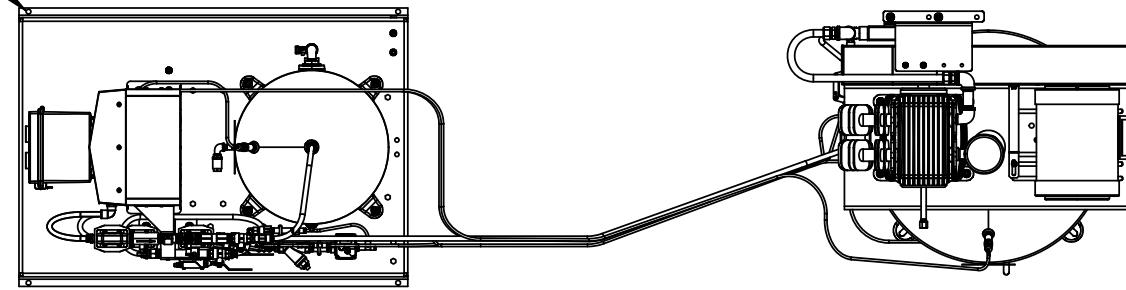


REVISIONS				
ECO	REV	DESCRIPTION	DATE	APPROVED
	0	RELEASE OF DRAWING	03/31/22	TK

(4)  $\phi$  1/2" MOUNTING HOLES



NOTES:

- DO NOT ALLOW FUMES TO ENTER COMPRESSOR INTAKE. SEE INSTRUCTION MANUAL.
- BOLT TO FIRM BASE.
- USE BACKUP WRENCH WHEN MAKING CONNECTIONS OR PIPING DAMAGE MAY OCCUR.
- ALL CONNECTING PIPING MUST BE INDEPENDENTLY SUPPORTED AND NOT IMPRST STRESS TO COMPRESSOR PACKAGE.
- ALL WIRING SHALL BE TO NEC & APPLICABLE LOCAL STANDARDS.
- DISCONNECT SWITCH SHALL BE INSTALLED FOR COMPRESSOR.
- PIPE CONDENSATE TO APPROPRIATE DISPOSAL LOCATION.



UNLESS OTHERWISE SPECIFIED, DIMENSIONS ARE IN INCHES. TOLERANCES ARE:  
 FRACTIONS .XX ± X ANGLES ± X°  
 DECIMALS .XX ± X

THIS DRAWING AND ALL OF ITS CONTENTS ARE THE SOLE PROPERTY OF GENERAL AIR PRODUCTS, INC. DETAILS MAY CHANGE WITHOUT NOTICE. THE CONTENTS OF THIS DRAWING MAY NOT BE REPRODUCED OR INCORPORATED IN WHOLE OR IN PART IN ANY EQUIPMENT, NOR THE MANUFACTURE OF ANY PARTS, WITHOUT WRITTEN CONSENT OF GENERAL AIR PRODUCTS, INCORPORATED.

APPROVALS	DATE	TITLE:
DRAWN GWS	3/31/2022	GENERAL ARRANGEMENT NGPSA-1700
CHECKED TK	3/31/2022	
SCALE NONE	SIZE	DWG. NO. <b>G-222121</b> REV <b>0</b>
SHEET 1 OF 1	<b>B</b>	

4

3

2

1

B

B

A

A

4

3

2

1